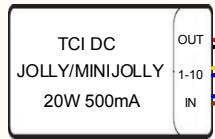


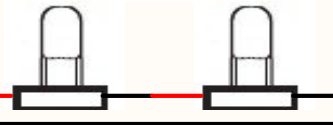
Kopplingschema TES AC Extern AC fläkt



Drivdon LED



LED Lampor



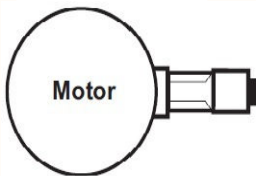
Utgång för dekorationsbelysning
max belastning: 250W



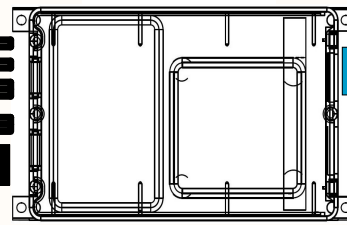
Touchpanel



Extern AC motor

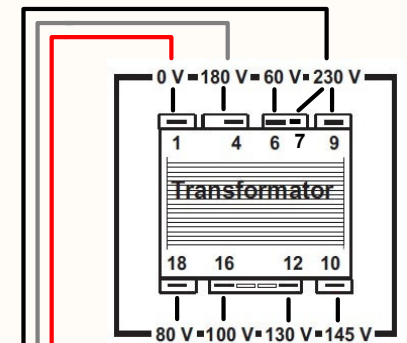


Max belastning 300W



C6A/061

C6B/062



TES AC extern fläkt		
2015-02-18		JH